


GREEN CONSTRUCTOR

ANTI-PUNCTURE SYSTEM FOR E-BIKE AND MTB



ABOUT

THE FIRST ANTI-PUNCTURE SYSTEM DESIGNED SPECIFICALLY FOR BIKES AND E-BIKES THAT GUARANTEES ABSOLUTE RIM PROTECTION, EXCEPTIONAL DURABILITY AND PERFORMANCE EVEN IN THE MOST EXTREME CONDITIONS AND OFFERS THREE MODES OF USE: TUBE, TUBELESS AND WITH SEALING LIQUIDS.




FEATURES

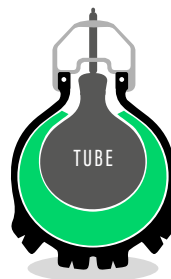
- CUT RESISTANT AND WILL NOT CRUMBLE.
- NO EXPIRY DATE.
- DOES NOT ABSORB LATEX.
- SOFT TOUCH
- 100% MADE IN ITALY.

SYSTEMS OF USE


3 SYSTEMS OF USE



Tubeless and
tubeless ready use.

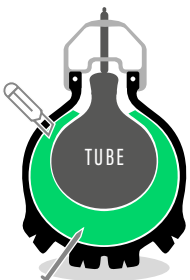


Can be used with light and
ultra-light inner tubes and
with light covers.



Compatible with all types of
tyre sealant liquids.

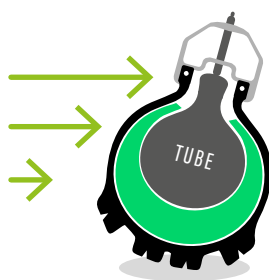
BENEFITS



PROTECTION

+90%

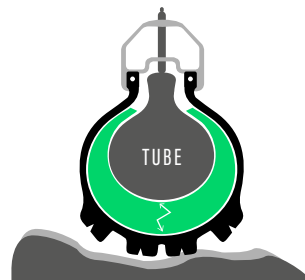
Protects the tyre from
punctures and side cuts.



GRIP

+60%

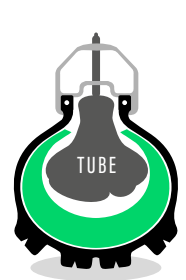
It allows the tyre to be used
at much lower pressures,
significantly improving the
grip of the tyre and the ride feeling.



CONTROL

+70%

It absorbs most of the
vibrations, ensuring a
smoother, more comfortable
and more precise riding.



RUN-FLAT

+100%

It perfectly supports the tyre
even in the event of a puncture,
simulating a pressure of about
0.5 bar inside the tyre, which
allows to ride home without
the risk of damaging the rim..

GREEN CONSTRUCTOR

ANTI-PUNCTURE SYSTEM FOR E-BIKE AND MTB



USE AND PERFORMANCE

FOR THOSE LOOKING FOR THE MAXIMUM PERFORMANCES AT VERY LOW PRESSURES AND THE MAXIMUM RIDING PLEASURE WITHOUT THE PROBLEM OF PUNCTURES OR DEBEADING.

eEN

e-ENDURO



AM

ALL MOUNTAIN



EN

ENDURO



DH

DOWNHILL



PRODUCT COMPATIBILITY

27,5" WHEEL

TYRE WIDTH	RIM WIDTH (INTERNAL)	
	from 27mm to 35 mm	from 37mm to 45mm
from 2.35" to 2.50"	GREEN CONSTRUCTOR 27,5"	GREEN CONSTRUCTOR 27,5"
2.60"	GREEN CONSTRUCTOR 27,5"	GREEN CONSTRUCTOR 27,5" PLUS
from 2.80" to 3.00"	GREEN CONSTRUCTOR 27,5" PLUS	GREEN CONSTRUCTOR 27,5" PLUS

29" WHEEL

TYRE WIDTH	RIM WIDTH (INTERNAL)	
	from 27mm to 35 mm	from 37mm to 45mm
from 2.35" to 2.50"	GREEN CONSTRUCTOR 29"	GREEN CONSTRUCTOR 29"
2.60"	GREEN CONSTRUCTOR 29"	GREEN CONSTRUCTOR 29" PLUS
from 2.80" to 3.00"	GREEN CONSTRUCTOR 29" PLUS	GREEN CONSTRUCTOR 29" PLUS

TECHNOMOUSSE	RECOMMENDED INNER TUBE	RECOMMENDED PRESSURE
GREEN CONSTRUCTOR 27,5"	27,5"x1.9/2.1	1.4/1.5 bar (20/22 psi)
GREEN CONSTRUCTOR 27,5" PLUS	27,5"x 2.1/2.3	1.6/1.7 bar (23/25 psi)
GREEN CONSTRUCTOR 29"	29"x1.9/2.1	1.4/1.5 bar (20/22 psi)
GREEN CONSTRUCTOR 29" PLUS	29"x 2.1/2.3	1.6/1.7 bar (23/25 psi)

Tables based on tests carried out using the main tyre brands on the market. However, the declared size of the tyre section is susceptible to variation, depending on the model and/or manufacturer.

INSTALLATION

Assembly is as simple and quick as that of a normal tyre.
Once installed it does not require maintenance.



FITTING WITH INNER TUBE
SCAN THE QR CODE
AND WATCH THE FULL TUTORIAL



MONTAGGIO TUBELESS CON LATTICE
SCAN THE QR CODE
AND WATCH THE FULL TUTORIAL